

How to check in for your video visit

1 Use a computer or device with camera/microphone

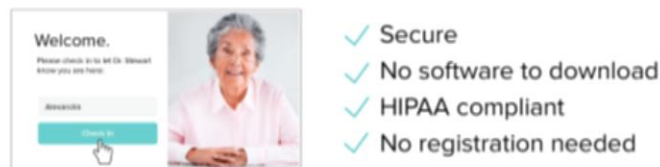


*Make sure
the device is
fully charged*

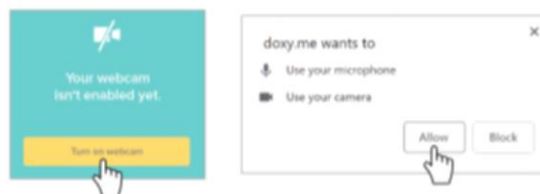
2 Enter your **Coach** doxy.me web address into the browser



3 Type in your name and click check in




4 Allow your browser to use your webcam and microphone



5 Your **U.P. Coach** will start your visit

Call Tips

- Have a good internet connection
- Restart your device before the visit
- Use the **Start Test** button in the waiting room
- Need help? Send us a message  <https://doxy.me>